



Rukmani Birla Modern High School

Session 2024-25

SUMMER ASSIGNMENT

*Summer days, so warm and bright,
Filled with laughter, pure delight.
Every day a chance to see,
The world in all its mystery.*

*Explore the world, both near and far,
Find out just how brave you are.
Let curiosity be your guide,
In every step, take pride.*

*When you return to books and class,
You'll be refreshed and strong at last.
For summer's magic, soft and slow,
Is the seed where knowledge grows.*

*Balance work with time for play,
Enjoy the sunshine every day.
Rest and dream, let your mind soar,
Summer's gifts hold so much more.*

Class- I
Holiday Assignment

Hello, Class 1 Superstars!

I hope you're all feeling as bright and cheerful as ever today! As we're approaching our well-deserved holiday break, I have something exciting to share with you but let me assure you, it's going to be loads of fun!

During the holidays, I want each and every one of you to have an amazing time with your families, exploring, playing, and having adventures. But I also want to keep those amazing brains of yours active and ready for more learning when we return.

So, your holiday homework is going to be like a treasure hunt for knowledge and fun!

Here's what you need to do:

1. **Read, Read, Read:** Spend some time each day reading a storybook. It could be about animals, fairy tales, or anything that makes you smile.
2. **Counting Fun:** Practice counting! Count how many cookies you have at home, how many toys you can find, or how many steps you take in your garden.
3. **Draw and colour:** Get your artistic hats on! Draw a picture of your favourite holiday memory and colour it in bright, happy colours.
4. **Outdoor Adventures:** Take a walk with your family and explore nature. Look at the birds, the flowers, and the trees. What do you see?
5. **Write a Letter:** Write a letter to me about your favourite part of the holiday. Did you go on a special trip? Did you meet someone exciting? Tell me all about it!

Remember it's all about keeping your brains active while having tons of fun! So, Let's make this holiday the best one yet!

If you have any questions or need help, don't hesitate to ask your parents or me.

GENERAL INSTRUCTIONS:

- Make a decorative folder to keep all your holiday homework.
- Original illustrations, drawings and creative use of material will be appreciated.
- Parents are requested to guide the children to complete their task on their own.
- All the activities to be done on A-4 size sheets.
- All the activities will be assessed based on neatness, creativity, and originality of ideas.
- Complete all the activities during the vacation. All work should be handwritten.

Activity -1

- Read any of the following English story books.

1. Together We Are Strong!

<https://youtu.be/CQ7tVM3zdhE?feature=shared>

2. The Tortoise and The Hare

<https://www.facebook.com/share/p/F4VAwEAEShWtmfcP/?mibextid=WC7FNe>

3. The Ant and the Grasshopper

<https://www.facebook.com/share/p/jMAzyXtYyZzLYZgk/?mibextid=oFDknk>

- Select a character from each book, make a puppet and write 5-6 lines on it.

Link for puppet making

<https://www.facebook.com/share/edE1MdCaz8mLXJSw/?mibextid=WC7FNe>.

<https://www.facebook.com/share/p/pBEv77j3tSBpbeL3/?mibextid=WC7FNe>.

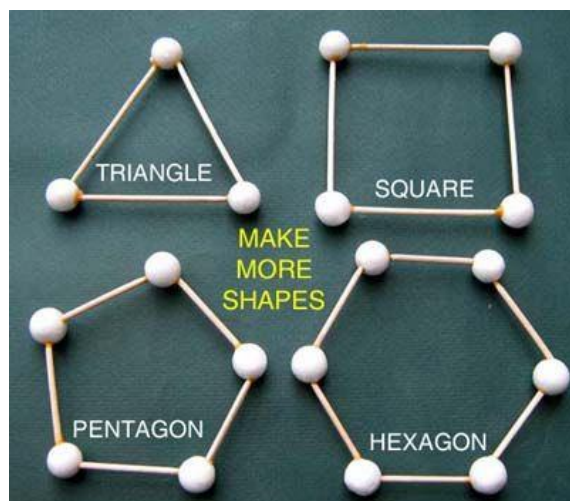
<https://www.facebook.com/share/p/6jWpUW9T8GnW2Ku2/?mibextid=WC7FNe>.

• Listen to these stories from your parents.

- Cinderella
- The Paper Princess
- The Shoemaker and The Elves
- Rapunzel


Activity -2

- Draw all the shapes you know with toothpick on A-4 size sheets.



(picture for reference purpose only)

Activity -3



Summer Time



Find these words in the alphabet grid. Words are hidden → and ↓ .

AUGUST

BALL

BEACH

CAMP

FRIEND

HOT

ICE CREAM

JULY

KIDS

OUTSIDE

PLAY

POOL

SUNNY

WARM



Activity -4

- Show your creativity to make something innovative and attractive using waste or spare material at home. (any mode of transport)
- Suggested materials: a plastic bottle, an old pair of socks, matchsticks, toothpicks, wool, a cardboard sheet, felt pens/marker, strip of material to make a bow tie, buttons, glue etc.




- Make one musical instrument with the spare things available at home.



Link for reference: <https://youtu.be/yrCEqdMfbno?si=hIvgDBLLmGJ2J3cq>

Activity -5

Learn the poem and recite it in the class.



Five little seashells lying on the shore,
Swish went the waves, and then there were four.

Four little seashells, cosy as could be,
Swish went the waves, and then there were three.

Three little seashells, all pearly new,
Swish went the waves, and then there were two.

Two little seashells, lying in the sun,
Swish went the waves, and then there was one.

One little seashell, left all alone,
I whispered "Shhh" as I took it home!

वर्ग पहली में अ/ आ/ इ/ ई की मात्रा से दिये चित्र देखकर

उनके नाम ढूँढो।



न	ल	म	छ	ली
ग	सी	क	म	ल
आ	म	ना	का	प
दी	प	क	स	ह
ला	ल	गी	छा	ता
प	पी	ता	ही	ली
ड़ि	प	गी	नी	ला



गतिविधि- 8

कविता याद कीजिए।

पेड़


अगर पेड़ भी चलते होते
कितने मजे हमारे होते ।
बाँध तने में उसके रस्सी
चाहे जहां कहीं ले जाते ।

जहां कहीं भी धूप सताती
उसके नीचे झट सुस्ताते,
जहाँ कहीं वर्षा हो जाती
उसके नीचे हम छिप जाते ।

लगती जब भी भूख अचानक
तोड़ मधुर फल उसके खाते,
आती कीचड़, बाढ़ कहीं तो
झट उसके ऊपर चढ़ जाते ।

अगर पेड़ भी चलते होते
कितने मजे हमारे होते ।





1=purple

2=yellow

3=blue

4=grey

5=brown

6=black

7=orange

8=red

Activity-10



Activity - 11



प्रणाम करो

अपने से जो लोग बड़े हैं
उनको सदा प्रणाम करो
अच्छे कामों से दुनिया में
अपना ऊँचा नाम करो।



मेहनत से हर काम करो तुम
कम से कम आराम करो तुम।
सोच लिया जो करना उसको
समय पर उसे तमाम करो तुम।



I AM LUCKY

If I were a butterfly
I would be thankful
For my wings.



If I were a myna in a tree
I would be thankful
That I could sing.

If I were a fish in the sea
I would be thankful
That I can wriggle and giggle with glee.



So, I just think I am lucky to be “me”.
Not “you” but “me”.





Friends at School

(a poem)

Friends at school can play and share.

Friends at school are kind and fair.


Friends at school will talk to you

When you're feeling sad and blue.

Friends at school are big and small.

Friends at school are best of all.

The Caterpillar Who LOVED Shoes!



Once upon a time Katie, the caterpillar, lost her shoe.




1

It hurt her foot to walk without it.




2

So, Katie goes to Spidey. Spidey was a Spider and Katie's friend.



3

Katie asks Spidey, "May I borrow a shoe from you?" But the spider's shoes were too small for Katie.



4

Katie, the caterpillar, feels sad without her shoes.




Then she goes to the Frog. "May I borrow a shoe from you, Mr. Frog?" Katie asks the Frog.

But the frog's shoes were too big for Katie.




6

Next, Katie goes to the Grasshopper. “May I borrow a shoe from you, Mr. Grasshopper? Katie asks politely. But the Grasshoppers shoes were too scratchy.



7

Finally, Katie goes to the Crab. “May I borrow a shoe from you, Mrs. Crab? she asks. But the crab’s shoes were too sharp for Katie.



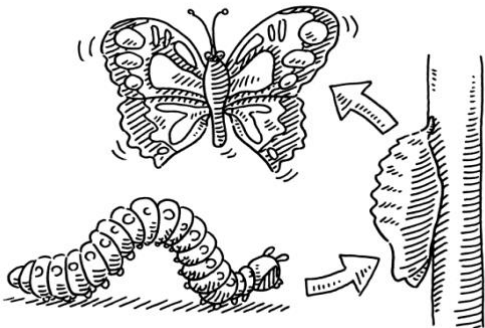
8

Katie, the caterpillar was too tired and sad. She could not get her shoe anywhere. So, she curls up on a leaf to rest. She makes a cosy cocoon for herself to keep her safe.



9

Days pass by. And when the caterpillar steps out of her cocoon..... She doesn't need shoes anymore.



10

Katie knew that, from this moment, she would like doing different things - Instead of walking everywhere, she would fly about, with wings!





*Do Your Assignments
But Do Not Forget To Read Books
Spend Time With Family & Friends
Help Birds & Stray Animals*



Learn A New Skill, Sharpen Your Talent

Come Back Rejuvenated, Relaxed, Refreshed, Revived, Recharged

Classes

Nursery to VIII
IX to XII

Summer Vacation

6th May 2024 to 25th June 2024
25th May 2024 to 25th June 2024



*Happy
Holidays*



