



Rukmani Birla Modern High School

Session 2026-27

SUMMER ASSIGNMENT

Dear Students,

*Summer holidays bring thoughtful days,
Where learning blooms in gentle ways.
Do your assignments, spark your mind,
Read books too—new worlds you'll find.*

*Explore near and wide with purpose true,
Spend time with family, friends by you.
Help birds and strays with caring hands,
Kindness nurtures across the lands.*

*Return rejuvenated, relaxed, refreshed, revived,
recharged,
Hearts aglow, with wisdom enlarged.
Summer's lessons, soft and slow,
Will help your knowledge to grow.*

*Complete your class-specific assignments mindfully during this enriching break.
Tasks follow on the next pages.
Submit on the first day back.*

Happy Holidays

Class II



Submission Guidelines

Instructions

- * Complete all subject assignments neatly and creatively.
- * Handwritten submissions only.
- * Mention your Name, Class, and Section clearly on every assignment.
- * Use colours, drawings, and pictures to make your work attractive and informative.
- * Creativity in content and presentation is highly encouraged.
- * Complete all assignments neatly and submit them on time.
- * Keep your work clean and organized in a folder/file.

English

- Write a Waste Management Pledge on an A4 size sheet in neat and colourful handwriting. Decorate your sheet using eco-friendly things.

- **Reading time**

Read any one of the following stories on waste material management and do as directed-

<https://share.google/Rn8s2lbrqqnT3iB7W>

<https://share.google/rB6KdMfHg8cBgXeHL>

- Make a puppet of any one character from the above suggested stories and prepare yourself to narrate the story in class.

हिंदी

➤ स्वच्छता से संबंधित एक सुंदर स्लोगन (नारा) A3 साइज शीट पर लिखिए।

➤ पंचतंत्र की कोई एक कहानी पढ़िए।

उस कहानी में से अपने पसंदीदा पात्र (Favourite Character) का चयन कीजिए।

अपने पसंदीदा पात्र पर 4–5 पंक्तियाँ A4 साइज शीट पर लिखिए।

- अपने विचारों को सुंदर तरीके से प्रस्तुत करें।



Mathematics

➤ Make a paper bag using old newspapers or any used paper available at home.

- After making the bag:

* Draw and colour a beautiful scenery on one side of the bag using geometrical shapes like circles, squares, rectangles, triangles, and ovals.


* On the other side of the bag, count and write how many shapes were used in the drawing.



(Reference pictures only)

EVS

- With the help of your family members, observe the waste collected at home for one week.
- Make a list of 10 items that are usually thrown away in your scrapbook and write whether each item can be reused, recycled or both.
- Create any one useful object by recycling or reusing any waste material.



(Reference pictures only)

Fine arts

- Create a beautiful Wall Hanging using Bottle Caps and other waste materials available at home.
- **Materials you can use:**

Bottle caps, old ribbons or threads, waste CDs, buttons, beads, ice-cream sticks, etc.

Decoration Ideas:

- Paint the bottle caps in bright colours
- Add glitter, mirrors, stickers, or drawings.

“Best out of Waste” is the goal of this activity!



(Reference pictures only)