



Rukmani Birla Modern High School

Session 2026-27

SUMMER ASSIGNMENT

Dear Students,

*Summer holidays bring thoughtful days,
Where learning blooms in gentle ways.
Do your assignments, spark your mind,
Read books too—new worlds you'll find.*

*Explore near and wide with purpose true,
Spend time with family, friends by you.
Help birds and strays with caring hands,
Kindness nurtures across the lands.*

*Return rejuvenated, relaxed, refreshed, revived,
recharged,
Hearts aglow, with wisdom enlarged.
Summer's lessons, soft and slow,
Will help your knowledge to grow.*

*Complete your class-specific assignments mindfully during this enriching break.
Tasks follow on the next pages.
Submit on the first day back.*

Happy Holidays



HOLIDAY ASSIGNMENT

CLASS I

THEME:



Little Detectives, Big Clean Up!

Keeping My Surroundings Clean

Name: _____

Class: _____

Section: _____

Roll No.: _____

School: _____



Small steps by us,
Big change for the Earth!

CLEAN
TODAY
GREEN
TOMORROW

Aarav's A to Z Cleanliness Adventure

One morning, little detective Aarav wore an apron and picked up a broom to clean his room. He threw wrappers into the dustbin and used eco-friendly bags while cleaning the floor.

Then, Aarav went to the garden where he learned that good hygiene keeps away insects. He filled a jug with clean water and promised to always keep clean surroundings.

He never threw litter on roads. Mother used a mop, while Aarav kept his room neat and organised his toys properly.



In the evening, he watered a small plant and stood in a queue near the park dustbin. He also learned to recycle old paper and wash hands with soap.

The tall trees made the air fresh. Aarav remembered to always use dustbin and saw Father using a vacuum cleaner at home.


He drank clean water and wanted his room to be X-tra clean. The yard looked beautiful, and Aarav promised to make zero garbage around him.

🌍 ✨ *Now Aarav became a true Cleanliness Detective!*


Word Detective Challenge

Find cleanliness words (From A to Z) hidden in the story. Write the words in the boxes below.

आरव का सफाई क्रॉसवर्ड





सही शब्द लिखकर पहेली पूरी करें!




साफ-सफाई अपनाएँ, स्वस्थ जीवन पाएँ!


→ आड़े शब्द (Across)

1 सफाई करने का सामान 

2 कचरा डालने की चीज 


3 हाथ धोने के लिए इस्तेमाल होता है 

↓ नीचे शब्द (Down)

4 पीने की चीज 

मेरा सफाई मिशन

- ★ कचरा कूड़ेदान में डालें !
- ★ अपने आस-पास साफ रखें !
- ★ हाथ साबुन से धोएँ !
- ★ पौधों को पानी दें !



सफाई खजाना खोजो

क	झा	डू	प	क	च	रा	सा	ब
कू	ड़े	दा	न	र	त	ती	ओ	ल
सा	बु	न	पा	नी	दू	भू	र	श
पो	छा	क	प	ड़ा	ज	ग	र	म
ह	थ	धौं	ना	ल	स	व	बा	ल्टी
रू	म	ल	मं	ज	न	घ	ट	ठ
न	ह	ला	ना	झा	डू	डू	स	प्रे
क	च	र	ब	मो	पौं	छा	क	रा
ती	लि	या	वै	क	स	य	ज	न
पा	नी	स्रे	ल	कं	धी	थ	ध	क
टौं	व	ल	कं	धी	ना	का	टा	टा
मं	ज	न	रू	मा	ल	ओ	भ	ट



WASTE WARRIORS SNAKE & LADDER MATH GAME



Help Aarav reach the Clean Earth by solving the math problems and following good waste habits!



31 $18 + 7$ Throw waste in the dustbin.	32 $25 - 9$	33 $12 + 12$ Use both bins.	34 $30 - 14$	35 $19 + 8$ Keep your surroundings clean.	36 YOU DID IT! Clean Earth
25 $15 + 6$	26 $22 - 6$ Don't litter anywhere.	27 $17 + 5$	28 $24 - 8$ Save nature.	29 $13 + 9$	30 $20 - 7$
24 $16 - 7$ Segregate wet and dry waste.	23 $11 + 8$	22 $18 - 9$	21 $14 + 7$ Recycle for a better future.	20 $17 - 8$	19 $12 + 6$ Conserve water.
13 $9 + 6$ Plant more trees.	14 $15 - 6$	15 $10 + 5$	16 $13 - 4$ Avoid using plastic.	17 $11 + 7$	18 $9 - 5$
12 $8 + 7$	11 $14 - 5$ Pick up litter.	10 $7 + 6$	9 $12 - 3$	8 $6 + 8$ Use less, reuse more.	7 $11 - 2$
START 1 $6 + 5$ Be a Waste Warrior!	2 $10 - 4$	3 $4 + 9$	4 $13 - 7$ Compost organic waste.	5 $5 + 8$	6 $12 - 6$ Switch off taps.

HOW TO PLAY

1. Throw the dice.
2. Move your token.
3. Solve the math problem.
4. Follow the message.
5. Reach 36 and become a Waste Warrior!



LADDER

Good habits help you climb up!



SNAKE

Bad habits bring you down!



PLAYERS



Good Math + Good Habits = Clean and Green Tomorrow!



★ COUNT AND WRITE ★



👀 Look around your home or park and count and write the number names.



1. Dustbins

Digit:

Number Name: _____



2. Trees

Digit:

Number Name: _____



3. Plants

Digit:

Number Name: _____



4. Water Bottles

Digit:

Number Name: _____



5. Fans

Digit:

Number Name: _____



6. Stairs

Digit:

Number Name: _____



7. Pictures on the Walls

Digit:

Number Name: _____





★ MISSION: ★ THE CLEANLINESS DETECTIVE MODEL

Make a “Keep My Surroundings Clean” Model using waste or recyclable materials available at home.



INSTRUCTIONS FOR LITTLE DETECTIVES

1. Happy Dustbin Model

Make a smiling dustbin using:

- Paper cup
- Clay/play dough
- Googly eyes
- Colour paper

➔ Add paper waste around it and show children using the dustbin.



2. My Clean Home Model

Make a small home scene showing:

- Clean room
- Dustbin
- Sweeping or cleaning activity

➔ Use cardboard, clay, or paper cut-outs.



MATERIALS YOU MAY USE



Clay or play dough



Paper cups



Cardboard



Colour paper



Ice cream sticks



Cotton



Waste materials available at home



DETECTIVE DIARY TASK

Write 2-3 lines in your notebook:

• What did you make? _____

• What did you learn about cleanliness? _____



(You may also draw your model.)



DRAW YOUR MODEL HERE



Remember: A clean surrounding makes a happy and healthy world!