



Rukmani Birla Modern High School

Session 2026-27

SUMMER ASSIGNMENT

Dear Students,

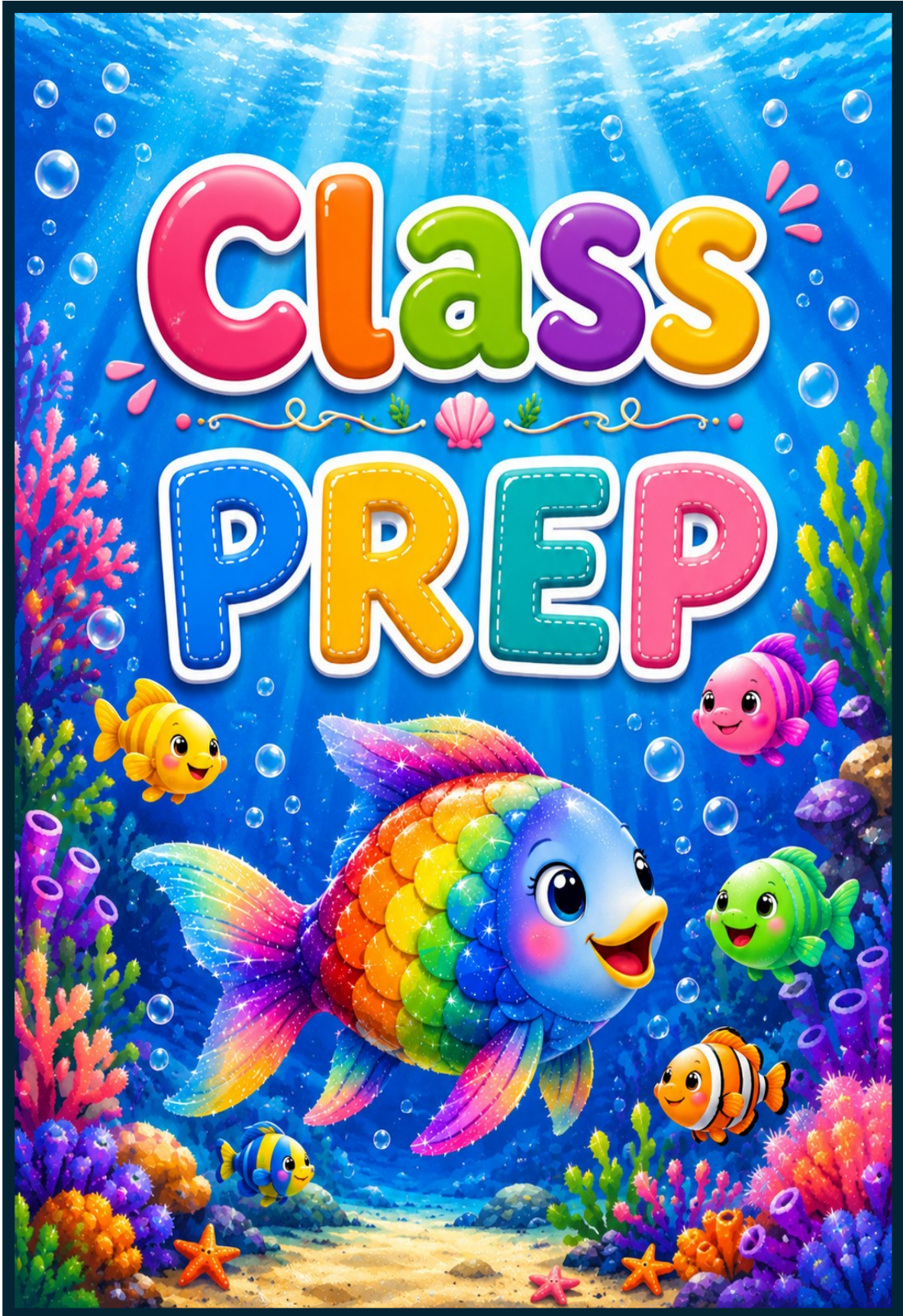
Summer holidays bring thoughtful days,
Where learning blooms in gentle ways.
Do your assignments, spark your mind,
Read books too—new worlds you'll find.

Explore near and wide with purpose true,
Spend time with family, friends by you.
Help birds and strays with caring hands,
Kindness nurtures across the lands.

Return rejuvenated, relaxed, refreshed, revived,
recharged,
Hearts aglow, with wisdom enlarged.
Summer's lessons, soft and slow,
Will help your knowledge to grow.

Complete your class-specific assignments mindfully during this enriching break.
Tasks follow on the next pages.
Submit on the first day back.

Happy
Holidays



The Rainbow Fish

A Beautiful Story About Sharing





Circle the Tricky Words

Rainbow Fish Story



Once upon a time, **Rainbow Fish** lived in the deep blue sea.

He had shiny and **colorful** scales. He was very beautiful.

A small fish said, "Can I have one scale?"

Then a crab, a turtle, and an octopus also asked for a shiny scale.

But Rainbow Fish said, "No."

A wise starfish told him, "Sharing makes us happy."

Rainbow Fish shared his scales with the sea animals.

Now he had many friends. He was happy.


Task:

Circle the tricky words in the story.

Tricky Words

he his was him

I the no





Blending & Reading Game



1 Read the words.

at	as	in	it	is	an	on	up
sat		tap	pin	pen			

2 Sound and Read.

s - a - t → _____
p - i - n → _____
t - a - p → _____
p - e - n → _____



3 Tick the correct word.

s - a - t

sit

sat

p - e - n

pan

pen

4 Fun Game!

Clap and read each word fast!





Show & Tell at Home



Rainbow Fish Theme

Draw your favourite part from the story.



Complete and Speak:


This is my _____.

I like it because _____.

It is _____.



Speaking Practice:

I like Rainbow Fish
because he shares. 

Parent Note: Record your child
speaking for 1 minute.



Kind & Share

Fun Rhyme Song For Kids

Share share, toys to play



Kind kind, every day



Help your friends, don't be sad



Kind kind makes you glad



Say "please please", say "thank you"



Magic words for me and you



Share share, love to give



Kind hearts happily live





Stories from the Book



Four stories are shared with this homework. Read each slowly, point to the pictures, ask the questions below, and — most importantly — let your child re-narrate each story in their own words.



1. Time for School (Word-blends story) — After reading, ask: “What did Noodle do? Who is in the kitchen? What did Dadi give Noodle?” Then play “Spot the blend” — find the words tap, sit, pin, pan, tin, takes on the page. Sound them out together: t-a-p... tap!



2. The Ten Hens (Word-blends story) — After reading, ask: “How many hens were there? What happened to the milk? Who helped clean it up?” Spot the words ten, hens, ran, pet, hop, pot, rag, sat, lap — children love finding words they can read on their own!



3. Healthy vs Junk Food (SEL) — After reading, ask the two Critical Thinking Questions: “Which healthy food will you eat to make the junk food lose the battle? What happens to your body when you eat healthy food?” Make a small chart at home — each day your child eats a fruit or vegetable, give Team Healthy Food a tick. After 7 ticks → a small reward.



4. कहानी पूरी करें (Hindi) – हिन्दी बुक में राजकुमारी और राजकुमार की अधूरी कहानी है। बच्चे से पूछें, “आगे क्या हुआ होगा?” अपनी कल्पना से कहानी पूरी करने दें। फिर पापा / मम्मी को बच्चा यह कहानी सुनाए।

(See the half-told princess story in the Hindi book and let your child finish it in their own words — then narrate it back to a parent.)




हिंदी वर्कशीट



सुंदर मछली

रंग-बिरंगी प्यारी मछली,
सागर में है रहती मछली।
लाल, गुलाबी, पीली, नीली,
लगती कितनी भोली-भाली।



बोलो और बताओ

यह क्या है? _____



मछली कहाँ है? _____



पढ़ो और बोलो

कब तब अब

कम दम नम

पूरा करो

कब तब _____

कम दम _____

नम कम _____

सही शब्द पर गोला लगाओ




कब कम मछली



कब कमल कम

रंग भरो

मछली में रंग भरो



मेरी पसंद (Daily Conversation)

बच्चे पूरे वाक्य में बोलें:

मेरा पसंदीदा खाना _____ है।

मेरा पसंदीदा रंग _____ है।

मेरा पसंदीदा खिलौना _____ है।

Example (Teacher model):

“मेरा पसंदीदा खाना पिज़्ज़ा है।”

Encourage: “पूरा वाक्य में बोलो”



स्वर अभ्यास

अ आ इ ई उ ऊ ऋ ए ऐ ओ औ अं अः

जोर से बोल कर अभ्यास करो। रोज एक स्वर चुनकर उस से शुरू होने वाली तीन चीजे ढूँढो।



व्यंजन क-ज़

क ख ग घ च छ ज झ ट ठ ड ढ ण त थ द ध न प फ ब भ म य
र ल व श ष स ह क्ष त्र ज्ञ



रोज एक- एक व्यंजन लिखने का अभ्यास करो।

इन व्यंजनों का प्रयोग करके दो, तीन, चार अक्षर के शब्द बनाकर बोलने का अभ्यास करिये।



RAINBOW FISH

EVS FUN SHEET

Be kind, share and shine like Rainbow Fish! ❤️

Name: _____ Date: _____

1 My Likes & Dislikes


Draw and tell:



I like: _____



I don't like: _____



2 Good Habits (Tick ✓)

Be a good friend like Rainbow Fish!



I brush my teeth



I share my toys



I wash my hands



I say "Thank You"

3 My Feeling Today

Circle and draw:



Happy



Sleepy



Angry

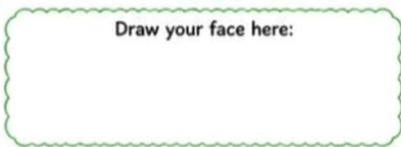


Surprise



Excited

Draw your face here:



4 About Me (Self Introduction)

Fill and speak:

My name is _____

I am _____ years old

I am a good friend! 😊




5 My Little Holiday Line

Write one sentence:

Today I _____

Draw your picture here 🖍️



Sharing and caring
makes us happy like Rainbow Fish. ❤️





Find and circle **5** differences.

Inspired by *The Rainbow Fish*



Share your scales, share your smile,
A kind heart shines the brightest of all. 



MY RAINBOW FISH ACTIVITY

1. **NAME YOUR FISH:** Give your fish a creative name.


Name: _____

2. **COLOR THE RAINBOW:** Color the stripes in order:

1st: Red, 2nd: Orange, 3rd: Yellow, 4th: Green, 5th: Blue.

3. **MAKE IT SPARKLE:** Glue shiny foil or clear glitter to the last stripe (near the tail) and on the *dorsal fin* (the top fin) to make it special.






4. **DECORATE AND ADD BUBBLES:** Use colors or cotton ball puffs to add textures and draw bubbles floating up.



Maths with Rainbow Fish

1 Count the Animals in the Sea



-  Fish → _____
-  Starfish → _____
-  Crab → _____
-  Turtle → _____
-  Octopus → _____

How many animals in all?

3 Days of the Week & Colours


Day	Colour	Activity Idea
Monday	 Red	Wear something red
Tuesday	 Blue	Find blue things (sky, water)
Wednesday	 Yellow	Bring a yellow fruit (banana)
Thursday	 Red	Eat red fruit (apple)
Friday	 Blue	Colour a fish blue
Saturday	 Yellow	Draw a yellow sun
Sunday	 Any colour	Draw Rainbow Fish



What colour is today? _____

What day is today? _____


Fill in the Missing Number




Missing letter fun (Number Names)

Instructions: Complete the number names by filling in the missing letters.



Numbers 1-10 Numbers 11-20

1. O _ E 

11. EL _ VEN 

2. T _ O 


12. TWEL _ E 


3. TH _ EE  13. THI _ TEEN 

4. F _ UR 

14. FOUR _ EEN 

5. F _ VE 

15. FIF _ EEN 

6. S _ X 

16. SIXT _ EN 

7. SEV _ N  17. SEVENT _ EN 

8. EI _ HT  18. EIGHT _ EN 

9. N _ NE 

19. NINET _ EN 

10. T _ N 

20. TWEN _ Y 

