



Rukmani Birla Modern High School

Session 2026-27

SUMMER ASSIGNMENT

Dear Students,

*Summer holidays bring thoughtful days,
Where learning blooms in gentle ways.
Do your assignments, spark your mind,
Read books too—new worlds you'll find.*

*Explore near and wide with purpose true,
Spend time with family, friends by you.
Help birds and strays with caring hands,
Kindness nurtures across the lands.*

*Return rejuvenated, relaxed, refreshed, revived,
recharged,
Hearts aglow, with wisdom enlarged.
Summer's lessons, soft and slow,
Will help your knowledge to grow.*

*Complete your class-specific assignments mindfully during this enriching break.
Tasks follow on the next pages.
Submit on the first day back.*

Happy Holidays



Class



NURSERY

Little
Steps,
Big
Dreams!

The Hare and the Tortoise

A Story About Patience and Perseverance



<https://youtu.be/Fm9VUjihKJ4?si=C2VkkW4-o1PtPlQx>

The Hare and the Tortoise

Story Sequencing

Look at the pictures from the story.
Cut and paste them in the correct order.

3



The tortoise kept going slowly but steadily.

1



The hare laughed at the tortoise and challenged him to a race.

4



The tortoise won the race.
Slow and steady wins the race!

2



The hare was so confident that he stopped to take a nap.

Paste the pictures in the correct order.

1

2

3

4

★ Moral: Slow and steady wins the race. ★



SPOT THE DIFFERENCES



HARE AND TORTOISE RACE

INSTRUCTIONS:

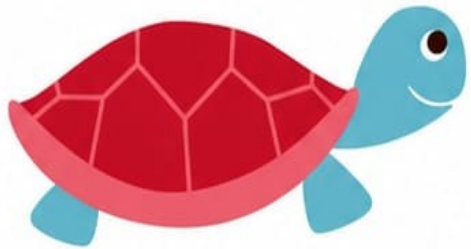

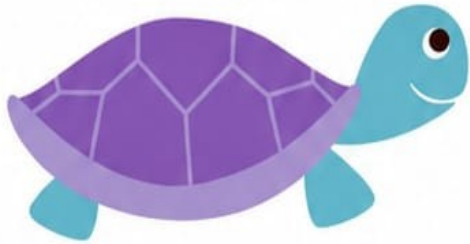
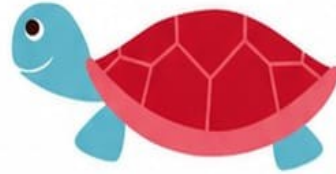

- ★ Look carefully at both pictures.
- ★ Find and circle the differences between them.
- ★ Can you find all the changes? Count and tell!



Slow and steady wins the race!

Matching

Big to Small



Turtle and Rabbit

Tracing Fun!

Help the turtle and rabbit reach their yummy treats!

Trace the wavy path.



Trace the curved path.





Trace the zigzag path.



★ Slow and steady wins the race! ★

MATCH THE SHAPES WITH THE RABBITS



CUT & PASTE



Cut the pieces and paste them to complete the picture!







I can count

1



One

●				

I can write:

1 1 1 1 1

Blank handwriting lines for practice.

Fun Learning Activity Sheet

★ Play, Learn and Create! ★



1 SENSORY WRITING (FLOUR TRAY)

Use your finger or a stick to draw shapes, letters, or numbers in the flour.

Instructions:

- Spread flour evenly in a tray
- Write slowly with your finger
- Try making A-Z or 1-10



2 THREADING FUN (PASTA & STRING)

Pass the thread through pasta pieces to improve hand coordination.

Instructions:

- Take a thread or lace
- Insert pasta one by one
- Make a long chain or pattern



3 CREATIVE PAINTING (PAPER DABBING)

Dip crumpled paper in paint and create colorful designs.

Instructions:

- Crumple paper into a ball
- Dip in paint
- Dab on sheet to make patterns



★ GOAL ★



Improve Motor Skills



Boost Creativity



Learn While Playing



रानी की कहानी

एक बार की बात है, एक जंगल में रानी नाम की एक प्यारी खरगोश रहती थी। रानी बहुत दयालु और समझदार थी। वह हमेशा अपने दोस्तों की मदद करती थी।

एक दिन रानी ने देखा कि छोटी चिड़िया का घोंसला तूफान से टूट गया है। रानी ने अपने दोस्तों के साथ मिलकर नया घोंसला बनाया। चिड़िया बहुत खुश हुई और उसने रानी का धन्यवाद किया।

रानी ने सिखाया कि हमें हमेशा दूसरों की मदद करनी चाहिए और मिल-जुलकर रहना चाहिए।



सीख

दया और मदद से दोस्ती और खुशी बढ़ती है।

चींटी और हाथी

एक बार की बात है, एक हाथी नदी के किनारे पानी पीने गया। वहाँ एक छोटी चींटी पानी में गिर गई और बहने लगी।

हाथी ने अपनी सूंड से चींटी को बाहर निकाला और किनारे पर रख दिया। चींटी ने हाथी का धन्यवाद किया।

कुछ दिन बाद, शिकारी आए और उन्होंने हाथी को पकड़ने के लिए जाल बिछाया। हाथी जाल में फंस गया।

चींटी ने अपने सारे साथियों को बुलाया और वे सब मिलकर जाल के रस्सों को काटने लगे। हाथी आज़ाद हो गया और उसने चींटी का धन्यवाद किया।

चींटी ने दिखाया कि छोटा होकर भी बड़ा काम किया जा सकता है।



सीख

छोटा या बड़ा नहीं, काम और नेकदिल होना ज़रूरी है।



Good Habits, SEL & Daily Routines



1

Greetings ritual: Every morning after waking up, your child wishes every member of the house – “Good morning” / “Namaste” / “Susrabhat” or any greeting your family prefers. Before sleeping, they say “Good night” to each family member. Small ritual, big impact – builds respect, warmth and connection.



Good morning!



2

Object naming: Show 2–3 everyday objects, name them clearly, and let your child repeat and describe them.



Book



Cup



Ball



Pencil



Teddy



3

One helpful act daily: Passing a spoon, wiping a table, watering one plant, or putting toys back in the basket.



4

Helper of the day: Choose one family member your child will help today and what made that family member smile.

Today I helped: _____

Let's Practice Together!

Let's Learn, Play & Grow!



Explore Your Vacation



Paste the Pictures of
the places you visited
in your holidays.



Paste the pictures
with whom you
enjoyed the holidays.



Paste the Transport
you use for travelling



Paste the activity you
have done during
your vacations.



Paste the pictures
of the food you
enjoyed the most.



Draw and colour the
emotion you feel
during vacation.